

**CLOUDLIBRARY  
NEWSSTAND**

*new* at **Windham  
Public  
Library**

READ **MAGAZINES AND NEWSPAPERS**  
ON YOUR PHONE, E-READER, TABLET, MAC,  
OR PC USING **APPS** OR AS A **WEB PATRON**.

- ACCESS TO OVER 6,500 TITLES! ➤
- UNLIMITED CHECKOUTS! ➤
- NO TIME LIMITS! ➤

## Let's get started with Apps:

1. Download the cloudLibrary NewsStand app from your device's app store and open it.
2. You will be presented with the screen below. Tap on **New User? Register Here.**



Welcome to cloudLibrary NewsStand. If this is your first logging in please click the New user button below and create your account. If you already have an account, please enter your email address and password.

Login

Email

Password

Login

[Forgot Password?](#)

[New user? Register here.](#)

3. On the registration screen, fill in the fields, accept the terms, and tap **Next**.

Full Name \_\_\_\_\_

Email \_\_\_\_\_

Confirm Email \_\_\_\_\_

Password \_\_\_\_\_

Confirm Password \_\_\_\_\_

Would you like to receive our weekly selection of magazines and articles as well as library info by email ?

[Terms and Conditions](#)

Next

4. Choose your country and library from the drop-down menus, then tap on **Register**. The prompt to input your library ID number and pin (if applicable) will then appear. Fill it in and tap **Register** again.

NewsStand™  
BY BIBLIOMAGS

Registration

United States x ▾

cloudLibrary NewsStand x ▾

Library ID \_\_\_\_\_

[Terms and Conditions](#)

Register

Powered by Magzter

5. When the login screen appears, input your **email address** and newly created **password**. You will then be taken to your library's cloudLibrary NewsStand home page.

NewsStand™  
BY BIBLIOMAGS

Welcome to cloudLibrary NewsStand. If this is your first logging in please click the New user button below and create your account. If you already have an account, please enter your email address and password.

Login

Email \_\_\_\_\_

Password \_\_\_\_\_

Login

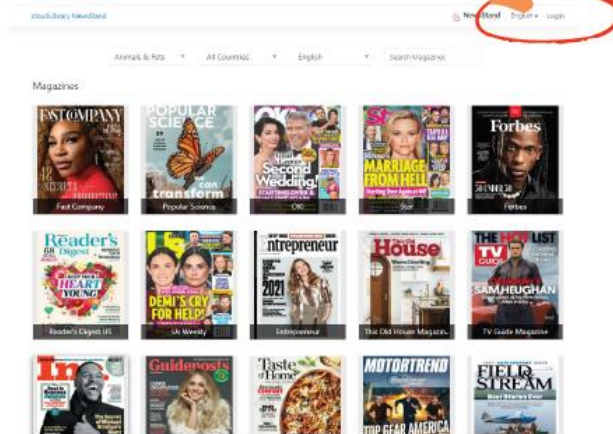
[Forgot Password?](#)

[New user? Register here.](#)

# Let's get started as a Web Patron:

You can also register an account using the web patron option. Please note that if you have already registered via mobile apps you will **not need** to register again. You can simply log in with your email address and password.

1. Point your browser to <https://cloudlibrary.magzter.com> and click **Login** in the upper right-hand corner.

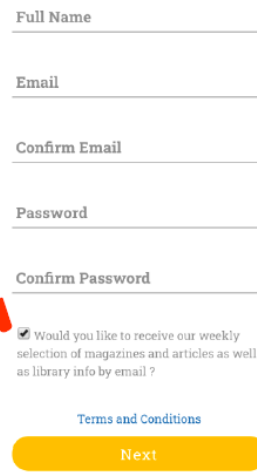


2. You will be presented with this screen. Tap on **Not Registered? Create an Account.**

A screenshot of the NewsStand mobile app login screen. At the top, it says 'NewsStand BY BELLIMAGE'. Below that, it says 'Sign in to access your library'. There are two input fields: 'Email' and 'Password'. A yellow 'Login' button is positioned below the password field. Below the 'Login' button, there are two links: 'Forgot Password?' and 'Not Registered? Create an Account'. A red circle highlights the 'Not Registered? Create an Account' link, with an orange arrow pointing to it from the left.

3. You will then be presented with a registration screen.

- **Fill** in the fields
- **Accept** the terms
- Tap **Next**



Full Name \_\_\_\_\_

Email \_\_\_\_\_

Confirm Email \_\_\_\_\_

Password \_\_\_\_\_

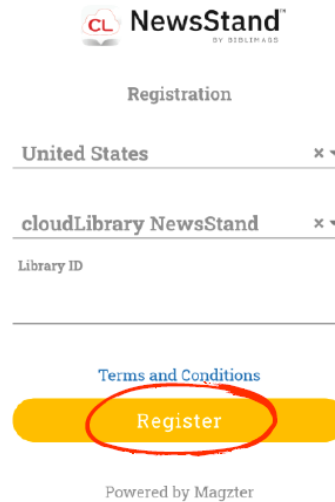
Confirm Password \_\_\_\_\_

Would you like to receive our weekly selection of magazines and articles as well as library info by email ?

[Terms and Conditions](#)

**Next**

4. Choose your country and library from the drop-down menus, then tap on **Register**. The prompt to input your library ID number and pin (if applicable) will then appear. Fill it in and tap **Register** again.



**CL NewsStand**  
BY BIBLIOMASS

Registration

United States x ▾

cloudLibrary NewsStand x ▾

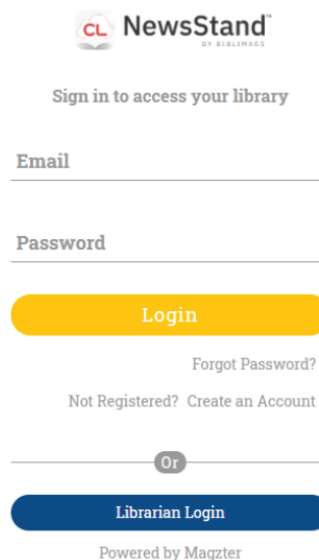
Library ID \_\_\_\_\_

[Terms and Conditions](#)

**Register**

Powered by Magzter

5. You will then be taken back to the logon screen. Fill in your email address and newly created password.



**CL NewsStand**  
BY BIBLIOMASS

Sign in to access your library

Email \_\_\_\_\_

Password \_\_\_\_\_

**Login**

[Forgot Password?](#)

[Not Registered? Create an Account](#)

Or

**Librarian Login**

Powered by Magzter

**Success!** You will then be taken to your library's cloudLibrary NewsStand home page.

# NEWSSTAND TIPS

- You can set a magazine as a **favorite** by tapping on the star in the right-hand corner of the details screen.
- You can place a **bookmark** by tapping in the middle of the page and tapping on the ribbon icon in the upper right-hand corner.
- To update your password, tap on **Settings** in the bottom ribbon menu, then tap **Account**, then tap **Change Password**. An email will be sent to your email inbox with a link to set a new password.
- Logging out — Tap on **Settings** in the bottom ribbon menu, tap **Account**, and then tap **Logout**.

CL NewsStand

**QUESTIONS?** CALL THE HELP  
DESK AT 207.892.1908 x5.  
WE'RE HAPPY TO ASSIST! 